openplan SYSTEMS

K14 Galactic: Fabric User Guide

OPS-K14FS

1.Height and tilt angle of headrest (There are no this function on partial models)
a.Headrest height adjust independently for the short and the tall.
b. Headrest swivel for optimum neck comfort.

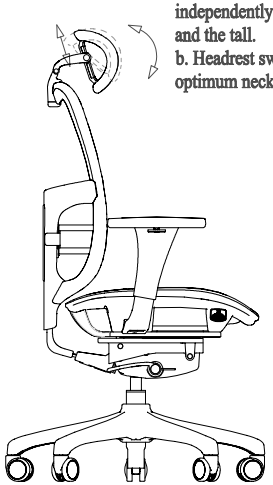

2.Headrest holder adjust forward and backward (There are no this function on partial models)
The headrest holder can adjust forward and backward to comfortable position.

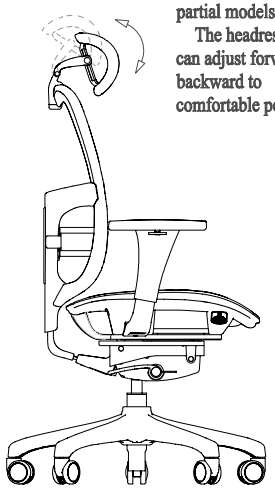

3.Height、tandem and radian of armrest (Both sides of the armrest could be adjusted).
a. The height of armrest could be adjusted freely by pressing the button under the armrest.
b. It could be adjusted to left or right manually.

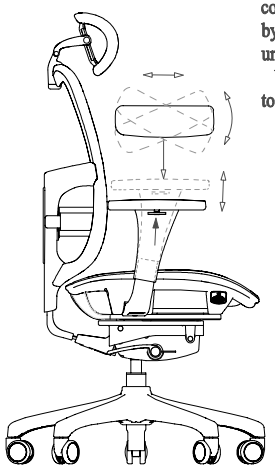

4. Height of seat
Press the button under the right side of seat to adjust appropriate height. The height could be fixed after unclenching your hand.

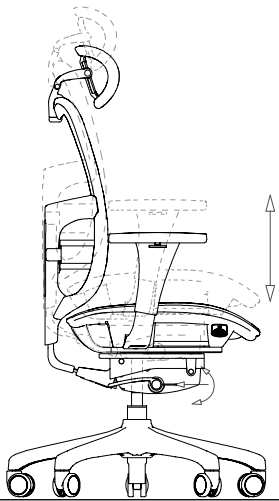

5. Height of lumbar support(Some models are without tandem function)
The lumbar support could be up and down adjusted manually by pulling the handle.

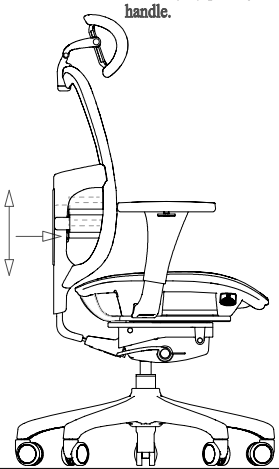

6. Height and tilt angle of backrest
Adjust the hright of backrest up and down manually. It has five positions. It will drop to the lawest position automatically after raising it to the highest position. Please adjust the height to the most comfortable position.

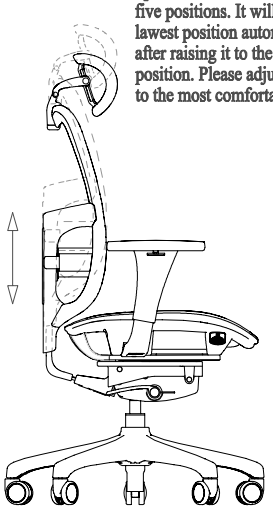

7. Seat Depth
Press the button to adjust seat slide forward and backward, and release the button to fix the seat depth.

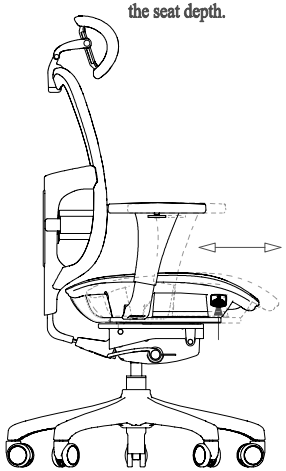
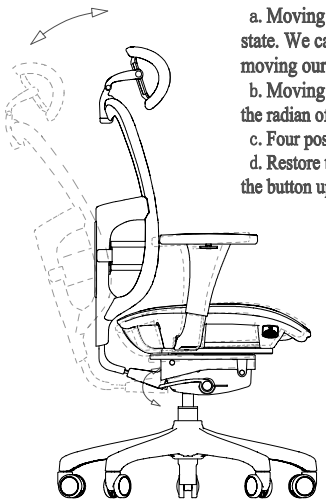
8. Radian of tilting
The button on the right seat could adjust and lock the radian of backrest.
a. Moving the handle clockwise is free state. We can adjust radian of backrest by moving our body.
b. Moving the handle anticlockwise so that the radian of backrest can be fixed.
c. Four positions tilt adjustable.
d. Restore the backrest position after turning the button up and moving body back again.