

FREESTANDING SCREENS

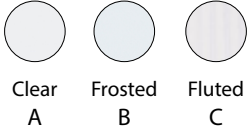
QUICK DESIGN WORKSHEET



HOW TO USE THIS WORKSHEET

1. Check desired Height and Width among available Freestanding Screens configurations.
2. Write in desired finish for each panel using Finish Key below (ex. Write "B" next to a panel designator (ex. D-1), to select Frosted Acrylic panel finish)
3. Write in desired quantity for each screen.

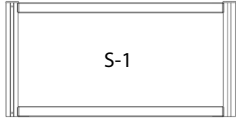

ACRYLIC



LAMINATE

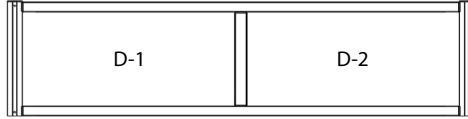


PET MATERIAL



DESK (S)

HEIGHT 14 ___ 18 ___ 24 ___
 WIDTH 24 ___ 30 ___ 36 ___ 48 ___
 S-1 _____
 Qty _____



DESK (D)

HEIGHT 14 ___ 18 ___ 24 ___
 WIDTH 60 ___ 72 ___
 D-1 _____ D-2 _____
 Qty _____

EXAMPLE

DESK (D)

HEIGHT 14 18 ___ 24 ___

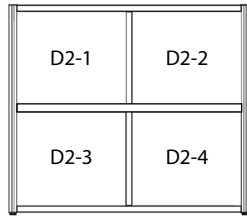
WIDTH 60 ___ 72

D-1 **B** D-2 **G**



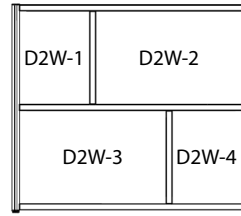
FREESTANDING (S)

HEIGHT 53 ___ 67 ___ 78 ___
 WIDTH 24 ___ 30 ___ 36 ___ 48 ___
 S-1 _____
 Qty _____



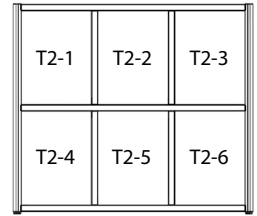
FREESTANDING (D2)

HEIGHT 53 ___
 WIDTH 48 ___ 60 ___ 72 ___
 D2-1 _____ D2-2 _____
 D2-3 _____ D2-4 _____
 Qty _____



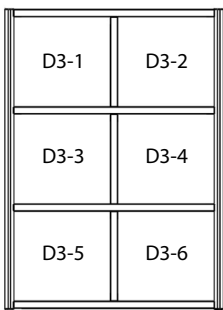
FREESTANDING (D2W)

HEIGHT 53 ___
 WIDTH 48 ___ 60 ___ 72 ___
 D2W-1 _____ D2W-2 _____
 D2W-3 _____ D2W-4 _____
 Qty _____



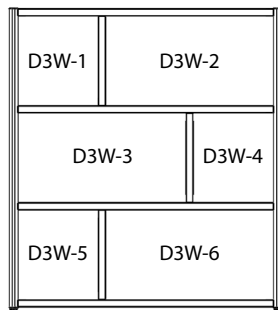
FREESTANDING (T2)

HEIGHT 53 ___
 WIDTH 60 ___ 72 ___
 T2-1 _____ T2-2 _____
 T2-3 _____ T2-4 _____
 T2-5 _____ T2-6 _____
 Qty _____



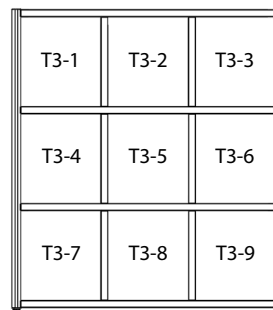
FREESTANDING (D3)

HEIGHT 67 ___ 78 ___
 WIDTH 48 ___ 60 ___ 72 ___
 D3-1 _____ D3-2 _____
 D3-3 _____ D3-4 _____
 D3-5 _____ D3-6 _____
 Qty _____



FREESTANDING (D3W)

HEIGHT 67 ___ 78 ___
 WIDTH 48 ___ 60 ___ 72 ___
 D3W-1 _____ D3W-2 _____
 D3W-3 _____ D3W-4 _____
 D3W-5 _____ D3W-6 _____
 Qty _____



FREESTANDING (T3)

HEIGHT 67 ___ 78 ___
 WIDTH 60 ___ 72 ___
 T3-1 _____ T3-2 _____ T3-3 _____
 T3-4 _____ T3-5 _____ T3-6 _____
 T3-7 _____ T3-8 _____ T3-9 _____
 Qty _____

TIP

To fill out multiple configurations/finishes for the same screen shape, simply copy and fill out additional pages of this worksheet!